



Recital Handbook 2024

Table of Contents:

Dress Rehearsal Assignments.....page 3

Dress Rehearsal Lineups.....pages 4-6

All About Dress Rehearsal.....page 7

Recital Show Lineups.....pages 8-12

Dance Recital Gift Ideas -page 13

Hair & Make Up Guide.....page 14

Dancer Ready? - page 15

Arrival for Recital.....pages 16-17

Additional Recital Information.....page 18

Welcome to Dancebug (Video Service).....page 19

Dancebug Livestream Information.....page 20

USF Campus Map & Driving Directions.....page 21

USF Parking Info.....page 22



please

















**Read over this information and let us
know if you have any questions!**

Dress Rehearsal Assignments

University of South Florida -Theatre 1

3839 USF Holly Drive

Tampa, FL 33620

| Morning Combos | | VPK Combos | Dress Rehearsal location USF Theatre 1 3839 USF Holly Drive Tampa, FL 33620 | | | | | | | |
|--|--|---|--|--|--|--|--|---|--|---|
| Tuesday (Purple Studio) | Wednesday (Purple Studio) | Tuesday (Purple Studio) | | | | | | | | |
| 10:00-10:45am Combo 1/2 "Can't Take My Eyes off You" Rehearsal 1 | 10:00-10:45am Combo 1/2 "Sweet Child of Mine" Rehearsal 1 | 1:15-2:00 Combo 2/3 "Sea Cruise" Rehearsal 3 | Dress Rehearsal 1 | Dress Rehearsal 2 | Dress Rehearsal 3 | | | | | |
| 10:45-11:30am Combo 2 "Dancing in the Moonlight" Rehearsal 1 | 10:45-11:30am Combo 2 "I Have a Dream" Rehearsal 1 | | Wednesday May 29th 5:00pm | Thursday May 30th 5:00pm | Friday May 31st 5:00pm | | | | | |
| 11:30-12:30 Combo 3 "Better Place" Rehearsal 1 | | | Main Studio | | | | | | | |
| Monday | | Tuesday | | Wednesday | | Thursday | | Friday | | Saturday |
| Purple Studio | Teal Studio | Purple Studio | Teal Studio | Purple Studio | Teal Studio | Purple Studio | Teal Studio | Purple Studio | Teal Studio | Purple Studio |
| 4:45-5:30 Hip Hop 1 "Party All Round the World" Rehearsal 1 | 3:45-4:30 Combo 2 "Sea Cruise" Rehearsal 1 | 4:45-5:30 Ballet 1/2 "Here Comes the Sun" Rehearsal 1 | 4:00-4:45 (A) Combo 2 "How Does a Moment Last Forever" Rehearsal 3 | 4:30-5:15 Ballet 1 "Here Comes the Sun" Rehearsal 2 | 4:15-5:00 Combo 1 "A Dream is a Wish" Rehearsal 2 | 4:15-5:00 Hip Hop 1/2 "Whatcha Workin With" Rehearsal 2 | 4:00-4:45 Mini Hip Hop/Acro "Rotten to the Core" Rehearsal 2 | Lil Stars Teal "Wash That Man"  | 5:00-5:45 Combo 2/3 "Touch the Sky" Rehearsal 3 | 9:30-10:30 Combo 3 "Shake a Tail Feather" Rehearsal 3 |
| 5:30-6:15 Jazz 1 "Surf's Up" Rehearsal 1 | 4:30-5:15 Mini Hip Hop/Acro Rehearsal 1 | 5:30-6:30 Ballet 2 "Cruel Summer" Rehearsal 1 | 4:45-5:30 Combo 1 "Life's a Happy Song" Rehearsal 3 | 6:45-7:45 Hip Hop/Acro 1/2 "Beauty & the Beat" Rehearsal 2 | 5:00-5:45 Combo 1/2 "You've Got a Friend in me" Rehearsal 2 | 6:15-7:00 Musical Theatre 1/2 "You Can't Stop the Beat" Rehearsal 2 | 4:45-5:30 Mini Ballet "I See the Light" Rehearsal 2 | 5:30-6:15 Jazz 1/2 "Lil Mix" Rehearsal 3 | 5:45-6:30 Mini Hip Hop/Acro "Friend Like Me" Rehearsal 3 | 10:30-11:15 Ballet 1 "Here Comes the Sun" Rehearsal 3 |
| 6:15-7:00 Hip Hop 1/2 "Get Up & Dance" Rehearsal 1 | 5:15-6:00 Combo 2/3 "Like a Princess" Rehearsal 1 | 6:30-8:00 Stars Ballet 4 "Side by Side Instrumental" Rehearsal 3 | 5:30-6:30 Jazz/Tap 1/2 "One & the Same" Rehearsal 3 | 5:45-6:30 Combo 2 "Try Everything" Rehearsal 2 | 7:00-7:45 Hip Hop 2 "24K Magic" Rehearsal 2 | 5:30-6:15 Combo 1 "A Dream is a Wish" Rehearsal 2 | 6:15-7:15 Ballet 2 & Stars Ballet 2 "Side by Side Instrumental" Rehearsal 3 | 6:30-7:30 Combo 3 "Almost There" Rehearsal 3 | 11:15-12:00 Hip Hop 1 "Whatcha Workin With" Rehearsal 3 | 10:00-10:45 Combo 2 "Butterfly Fly Away" Rehearsal 3 |
| 7:00-7:45 Hip Hop 2 "Dinero" Rehearsal 2 | 6:00-7:00 Combo 3 "Be Our Guest" Rehearsal 2 | 8:00-8:45 Teen Jazz "You Don't Own Me" Rehearsal 2 | 6:30-7:30 Combo 3 "Dream" Rehearsal 3 | 6:30-7:30 Jazz/Tap 1 "Faith" Rehearsal 2 | 7:45-8:45 Teen Ballet "Experience" Rehearsal 2 | 6:15-7:00 Acro 1 "Ultraluminary" Rehearsal 2 | | | | 11:30-12:15 Combo 2/3 "Who I Am" Rehearsal 3 |
| 7:45-8:30 Teen Hip Hop "Gold Digger" Rehearsal 2 | | | | 7:30-8:30 Jazz/Tap 2 "Another One Bites the Dust" Rehearsal 2 | | 7:00-7:45 Musical Theatre 2/3 "Get Down" Rehearsal 2 | | | | |
| Monday | | Tuesday | | Wednesday | | Thursday | | Friday | | Saturday |
| Stars Studio 1 | Stars Studio 2 | Stars Studio 1 | Stars Studio 2 | Stars Studio 1 | Stars Studio 2 | Stars Studio 1 | Stars Studio 2 | Stars Studio 1 | Stars Studio 2 | Stars Studio 1 |
| 4:45-5:30 Ballet 1 & Stars Ballet 1 "Here Comes the Sun" Rehearsal 1 | 4:45-5:30 Musical Theatre 1/2 "Rather Be With You" Rehearsal 1 | 4:30-5:30 Stars Ballet 2 "Take as Old as Time" Rehearsal 3 | 4:15-5:30 Acro 1 "Holding out for a Hero" Acro 2 "Zero to Hero" Rehearsal 1 (both dances) | Rising Jazz "A Little Party"  | 4:15-5:15 Hip Hop/Acro 1 "Fix my Crown" Rehearsal 2 | Mini/Lil Lyrical "Day Dream"  | 4:15-5:00 Acro 1 "Holding Out for a Hero" Rehearsal 2 | Lil Stars Purple Jazz "Route 66"  | Rising/Mini Contemp "Read All About It"  | 8:30-9:30 Acro 2 & Acro 3 "Little Children" Rehearsal 3 |
| 5:30-6:30 Ballet 1 & Stars Ballet 1 "When Somebody Loves Me" Rehearsal 1 | 5:30-6:30 Acro 2 & Acro 3 "Little Children" Rehearsal 1 | 5:30-6:45 Stars Ballet 2/3 "A Thousand Years" Rehearsal 3 | 5:30-6:45 Acro 1 "Holding out for a Hero" Rehearsal 1 | Shooting Dance Block "Kings & Queens" Rehearsal 3 | Super/Shooting Jazz "This Will Be"  | 7:45-8:30 (L) Tap 2/3 "Dancing Queen" Rehearsal 2 | 7:00-7:45 Lyrical 2/3 "When Your Feet Don't Touch the Ground" Rehearsal 2 | Rising/Mini/Lil Jazz Funk "Fashionistas"  | 5:30-6:15 Acro 1 "Holding Out for a Hero" Rehearsal 3 | Shooting/Shining Jazz Funk "Telephone"  |
| 6:30-7:30 Stars Ballet 1/2 "Paint it Black" Rehearsal 1 | 6:30-7:30 Acro 1 "Holding Out for a Hero" Rehearsal 1 | 6:45-8:00 Stars Ballet 3 "Dance with the Dragons" Rehearsal 3 | 5:30-6:45 Acro 2 & Acro 3 "Wonderland" Rehearsal 1 | | | | 7:45-8:30 Hip Hop 2/3 "You Should See Me in a Crown" Rehearsal 2 | Rising/Mini/Lil Tap "9 to 5"  | 6:15-7:00 Acro 1 & Acro 2 "Do Life Big" Rehearsal 3 | |
| 7:30-8:15 Contemporary 2/3 "Golden Hour" Rehearsal 1 | 7:30-8:30 Acro 2 & Acro 4 "Arabian Nights" Rehearsal 1 | Shooting Tap "Motownphilly"  | 6:45-8:00 Acro 3 "Top of the World" Acro 4 "Diamonds" Rehearsal 1 (both dances) | Stars Team Production "A Royal Affair"  | | | | Mini Stars Jazz "Blame it on the Boogie"  | | |
| | | Shooting/Shining Lyrical "Imagine"  | Shining Jazz "Make It Look Easy"  | | | | | | | |

Dress rehearsal is mandatory for all dancers. Refer to the dress rehearsal line up to see when your dancer will be dancing and what time you need to arrive. Refer to the "All About Dress Rehearsal" page for all the details and information.

Wednesday May 29th, 2024

Dress Rehearsal Line Up

ACT 1

Arrival Time 4:45

Dress Rehearsal start time 5:00

1. "Can't Take my Eyes off of You" – Tues 10:00am Combo 1
2. "Dancing in the Moonlight" – Tues 10:45 Combo 2
3. "Better Place" – Tues 11:30 Combo 3
4. "Sweet Child of Mine" – Wed 10:00am Combo 1/2
5. "I Have a Dream" – Wed 10:45 Combo 2
6. "Like a Princess" – Mon 5:15 Combo 2/3
7. "Sea Cruise" – Mon 3:45 Combo 2
8. "Rather Be With You" – Mon 4:45 Musical Theatre 1/2
9. "Party Round the World" – Mon 4:45 Hip Hop 1
10. "Kicks" – Mon 4:30 Mini Hip Hop/Acro
11. "Here Comes the Sun" – Mon 4:45 Ballet 1 & Stars Ballet 1
12. "When Somebody Loved Me" – Mon 5:30 Ballet 1 & Stars Ballet 1
13. "Surf's Up" – Mon 5:30 Jazz 1
14. "Here Comes the Sun" – Tues 4:45 Ballet 1/2
15. "Paint It Black" – Mon 6:30 Stars Ballet ½

ACT 2

Arrival Time 5:45

16. "Get Up and Dance" – Mon 6:15 Hip Hop 1/2
17. "Cruel Summer" – Tues 5:30 Ballet 2
18. "Zero to Hero" – Tues 4:15 Acro 2
19. "Holding Out for a Hero" – Mon 6:30 Acro 1
20. "Little Children" – Mon 5:30 Acro 2 & Acro 3

ACT 3

Arrival Time 6:00

21. Father Daughter Dance Show 1 (all ages/groups)
22. Father Daughter Dance Show 2 (all ages/groups)
23. "Arabian Nights" – Mon 7:30 Acro 2 & Acro 4
24. "Holding Out for a Hero" – Tues 4:15 Acro 1
25. "Holding Out for a Hero" – Tues 5:30 Acro 1
26. "Wonderland" – Tues 5:30 Acro 2 & Acro 3
27. "Top of the World" – Tues 6:45 Acro 3
28. "Golden Hour" – Mon 7:30 Contemporary 2/3
29. "Diamonds" – Tues 6:45 Acro 4

Thursday May 30th, 2024

Dress Rehearsal Line Up

ACT 1

Arrival Time 4:45

Dress Rehearsal start time 5:00

1. "Fix my Crown" - Wed 4:15 Hip Hop/Acro 1
2. "You've Got a Friend in Me" - Wed 5:00 Combo 1/2
3. "A Dream is a Wish" - Wed 4:15 Combo 1
4. "A Dream is a Wish" - Thurs 5:30 Combo 1
5. "You Don't Own Me" - Tues 8:00 Teen Jazz
6. "Here Comes the Sun" - Wed 4:30 Ballet 1
7. "I See the Light" - Thurs 4:45 Mini Ballet
8. "Rotten to the Core" - Thurs 4:00 Mini Hip Hop/Acro
9. "24K Magic" - Thurs 7:00 Hip Hop 2
10. "Be Our Guest" - Mon 6:00 Combo 3
11. "Beauty and the Beat" - Wed 6:45 Hip Hop/Acro 1/2
12. "Try Everything" - Wed 5:45 Combo 2
13. "Faith" - Wed 6:30 Jazz/Tap 1
14. "Another One Bites the Dust" - Wed 7:30 Jazz/Tap 2
15. "Get Down" - Thurs 7:00 Musical Theater 2/3

ACT 2

Arrival Time 5:45

16. "When Your Feet Don't Touch the Ground" - Thurs 7:00 Lyrical 2/3
17. "Gold Digger" - Mon 7:45 Teen Hip Hop
18. "Holding Out for a Hero" - Thurs 4:15 Acro 1
19. "Watcha Workin With" - Thurs 4:15 Hip Hop 1/2
20. "You Can't Stop the Beat" - Thurs 6:15 Musical Theater 1/2

ACT 3

Arrival Time 6:00

21. Father Daughter Dance Show 3 (all ages/groups)
22. Father Daughter Dance Show 4 (all ages/groups)
23. "Dinero" - Mon 7:00 Hip Hop 2
24. "Experience" - Thurs 7:45 Teen Ballet
25. "Dancing Queen" - Thurs 7:45 Tap 2/3
26. "Ultraluminary" - Thurs 6:15 Acro 1
27. "You Should See Me in a Crown" - Thurs 7:45 Hip Hop 2/3

Friday May 31st, 2024

Dress Rehearsal Line Up

ACT 1

Arrival Time 4:45

Dress Rehearsal start time 5:00

1. "Life's a Happy Song" - Tues 4:45 Combo 1
2. "How Does a Moment Last Forever" - Tues 4:00 Combo 1/2
3. "I'm Your Girl" - Sat 9:15 Mini Hip Hop/Acro
4. "Side by Side" - Tues 6:30 Stars Ballet 4
5. "A Thousand Years" - Tues 5:30 Stars Ballet 2/3
6. "Dig a Little Deeper" - Sat 10:45 Combo 1/2
7. "Friend Like Me" - Fri 5:45 Mini Hip Hop/Acro
8. "Butterfly Fly Away" - Sat 10:00 Combo 2
9. "Shake a Tail Feather" - Sat 9:30 Combo 3
10. "Tale as Old as Time" - Tues 4:30 Stars Ballet 2
11. "Dance with the Dragons" - Tues 6:45 Stars Ballet 3
12. "One & the Same" - Tues 5:30 Jazz/Tap 1/2
13. "Sea Cruise" - Tues 1:15 Combo 2/3
14. "Touch the Sky" - Fri 5:00 Combo 2/3
15. "Dream" - Tues 6:30 Combo 3

ACT 2

Arrival Time 5:45pm

16. "Clap Snap" - Fri 5:30 Jazz 1/2
17. "Here Comes the Sun" - Sat 10:30 Ballet 1
18. "Kings & Queens" - Wed 5:15 Shooting Dance Block
19. "Side by Side" - Fri 6:15 Ballet 2 & Stars Ballet 2
20. "Who I Am" - Sat 11:30 Combo 3/4

ACT 3

Arrival Time 6:00pm

21. Father Daughter Dance Show 5 (all ages/groups)
22. "Do Life Big" - Fri 6:15 Acro 1 & Acro 2
23. "Holding Out for a Hero" - Fri 5:30 Acro 1
24. "Almost There" - Fri 6:30 Combo 3
25. "Whatcha Workin With" - Sat 11:15 Hip Hop 1
26. "Can't Catch Me Now" - Sat 8:30 Acro 4
27. "Little Children" - Sat 8:30 Acro 2 & Acro 3



All About Dress Rehearsal



University of South Florida -Theatre 1
3839 USF Holly Drive, Tampa, FL 33620



Arrive at USF at your arrival time (see lines ups above) in costume with hair and light makeup done. Come dressed in your costume and if you are in more than 1 dance, come dressed in your first dance (refer to the dress rehearsal lineup)

Allow time for parking at USF. Please give yourself enough time to park and make your way into the auditorium. There may be a small parking fee on both the day of dress rehearsal and recital. Please see the last few pages of this handbook for more information.



Dancers with only one dance (no costume change): Enter the auditorium through the back loading dock or the front lobby of the theatre. Find where your dancer's class is sitting in the auditorium (will be signs on the seats) and sit with their class. Parents can sit in the same area as the class and other dancers.

Dancers with 2 or more dances for dress rehearsal (costume changes): Enter through the loading dock in the back of the theatre. We will have access to the downstairs dressing rooms and you can put your costumes and things down there (or hold onto them with you in the auditorium). Your dancer can use any facility or changing area to change their costumes. Make sure they are in the first costume according to the dress rehearsal line up.



There are no class moms during the dress rehearsal. Parents plan to help your dancers with costume changes and supervise your dancers at all times.

We will be rehearsing the father daughter dance at the dress rehearsals. This is NOT mandatory but I know the dads and dancers will benefit from rehearsing it on stage. Please know which show(s) you are dancing in so you know which rehearsal you should attend.



Recital Lineup

Show 1

Sat. June 1st @ 10:00am

1. "Royal Affair" - Stars Team Production
2. "Party All Round the World" - Mon 4:45 Hip Hop 1
3. "Get Up and Dance" - Mon 6:15 Hip Hop 1/2
4. "I See the Light" - Thurs 4:45 Mini Ballet
5. "Here Comes the Sun" - Mon 4:45 Ballet 1
6. "Imagine" - Stars Team
7. "Holding Out for a Hero" - Mon 6:30 Acro 1
8. "Sea Cruise" - Mon 3:45 Combo 2
9. "Daydream" - Stars Team
10. "Little Children" - Mon 5:30 Acro 2 & Acro 3
11. "Kicks" - Mon 4:30 Mini Hip Hop/Acro
12. "Haus of Holbein" - Stars Team

Intermission

Awards & Announcements

Father/Daughter Dance

13. "Fashionistas" - Stars Team
14. "Like a Princess" - Mon 5:15 Combo 2/3
15. "Surfs Up" - Mon 5:30 Jazz 1
16. "Wash that Man" - Stars Team
17. "A Little Party" - Stars Team
18. "Arabian Nights" - Mon 7:30 Acro 2 & Acro 4
19. "Route 66" - Stars Team
20. "Be Our Guest" - Mon 6:00 Combo 3
21. "Rather Be With You" - Mon 4:45 Musical Theater 1/2
22. "This Will Be" - Stars Team
23. Finale

Recital Lineup

Show 2

Sat. June 1st @ 2:00pm

1. "Royal Affair" - Stars Team Production
2. "Dancing in the Moonlight" - Tues 10:45 Combo 2
3. "Sweet Child of Mine" - Wed 10:00 Combo 1/2
4. "You Don't Own Me" - Tues 8:00 Teen Jazz
5. "Read All About It" - Stars Team
6. "Sea Cruise" - Tues 1:15 Combo 2/3
7. "One & the Same" - Tues 5:30 Jazz/Tap 1/2
8. "When Somebody Loved Me" - Mon 5:30 Ballet 1
9. "Side by Side" - Tues 6:30 Stars Ballet 4
10. "Paint It Black" - Mon 6:30 Stars Ballet ½
11. "Make It Look Easy" - Stars Team

Intermission

Awards & Announcements

Father/Daughter Dance

12. "Telephone" - Stars Team
13. "9 to 5" - Stars Team
14. "Life's a Happy Song" - Tues 4:45 Combo 1
15. "Holding Out for a Hero" - Tues 4:15 Acro 1
16. "I Have a Dream" - Wed 10:45 Combo 2
17. "Golden Hour" - Mon 7:30 Contemporary 2/3
18. "Here Comes the Sun" - Tues 4:45 Ballet 1/2
19. "Dream" - Tues 6:30 Combo 3
20. "Zero to Hero" - Tues 4:15 Acro 2
21. "Wonderland" - Tues 5:30 Acro 2 & Acro 3
22. "Fashionistas" - Stars Team
23. Finale

Recital Lineup

Show 3

Sat. June 1st @ 6:00pm

1. "Royal Affair" - Stars Team Production
2. "Can't Take My Eyes off of You" - Tues 10:00 Combo 1
3. "Try Everything" - Wed 5:45 Combo 2
4. "A Dream is a Wish" - Wed 4:15 Combo 1
5. "Blame it on the Boogie" - Stars Team
6. "A Thousand Years" - Tues 5:30 Stars Ballet 2/3
7. "Holding Out for a Hero" - Tues 5:30 Acro 1
8. "Can't Catch Me Now" - Sat 8:30 Acro 4
9. "Here Comes the Sun" - Wed 4:30 Ballet 1
10. "Diamonds" - Tues 6:45 Acro 4
11. "Top of the World" - Tues 6:45 Acro 3

Intermission

Awards & Announcements

Father/Daughter Dance

12. "A Little Party" - Stars Team
13. "Make It Look Easy" - Stars Team
14. "Beauty and the Beat" - Wed 6:45 Hip Hop/Acro 1/2
15. "Side by Side" - Tues 6:30 Stars Ballet 4
16. "You've Got a Friend in Me" - Wed 5:00 Combo 1/2
17. "Tale as Old as Time" - Tues 4:30 Stars Ballet 2
18. "Faith" - Wed 6:30 Jazz/Tap 1
19. "Another One Bites the Dust" - Wed 7:30 Jazz/Tap 2
20. "Fix My Crown" - Wed 4:15 Hip Hop/Acro 1
21. "Better Place" - Tues 11:30 Combo 3
22. "Read All About It" - Stars Team
23. Finale

Recital Lineup

Show 4

Sun. June 2nd @ 12:00pm

1. "Kings & Queens" - Shooting Dance Block
2. "Dancing Queen" - Thurs 7:45 Tap $\frac{2}{3}$
3. "Cruel Summer" - Tues 5:30 Ballet 2
4. "Holding Out for a Hero" - Thurs 4:15 Acro 1
5. "Whatcha Workin' With" - Thurs 4:15 Hip Hop 1
6. "Gold Digger" - Mon 7:45 Teen Hip Hop
7. "When Your Feet Don't Touch the Ground" - Thurs 7:00 Lyrical $\frac{2}{3}$
8. "How Does a Moment Last Forever" - Tues 4:00 Combo $\frac{1}{2}$
9. "A Dream is a Wish" - Thurs 5:30 Combo 1
10. "Ultraluminary" - Thurs 6:15 Acro 1
11. "This Will Be" - Stars Team

Intermission

Awards & Announcements

Father/Daughter Dance

12. "Dance with the Dragons" - Tues 6:45 Stars Ballet 3
13. "You Should See Me In a Crown" - Thurs 7:45 Hip Hop $\frac{2}{3}$
14. "24K Magic" - Thurs 7:00 Hip Hop 2
15. "Dinero" - Mon 7:00 Hip Hop 2
16. "You Can't Stop the Beat" - Thurs 6:15 Musical Theatre $\frac{1}{2}$
17. "Little Children" - Sat 8:30 Acro 2 & Acro 3
18. "Experience" - Thurs 7:45 Teen Ballet
19. "Get Down" - Thurs 7:00 Musical Theatre $\frac{2}{3}$
20. "Rotten to the Core" - Thurs 4:00 Mini Hip Hop/Acro
21. "Motownphilly" - Stars Team
22. Finale

Recital Lineup

Show 5

Sun. June 2nd @ 5:00pm

1. "Kings & Queens" - Shooting Dance Block
2. "Side by Side" - Fri 6:15 Ballet 2
3. "Who I Am" - Sat 11:30 Combo 2/3
4. "Touch the Sky" - Fri 5:00 Combo 2/3
5. "I'm Your Girl" - Sat 9:15 Mini Hip Hop/Acro
6. "Haus of Holbein" - Stars Team
7. "Holding Out for a Hero" - Fri 5:30 Acro 1
8. "Shake a Tail Feather" - Sat 9:30 Combo 3
9. "Do Life Big" - Fri 6:15 Acro 1 & Acro 2
10. "Imagine" - Stars Team

Intermission

Awards & Announcements

Father/Daughter Dance

11. "Motownphilly" - Stars Team
12. "Here Comes the Sun" - Sat 10:30 Ballet 1
13. "Clap Snap" - Fri 5:30 Jazz 1/2
14. "Whatcha Workin' With" - Sat 11:15 Hip Hop 1
15. "Dance with the Dragons" - Tues 6:45 Stars Ballet 3
16. "Friend Like Me" - Fri 5:45 Mini Hip Hop/Acro
17. "Butterfly Fly Away" - Sat 10:00 Combo 2
18. "Almost There" - Fri 6:30 Combo 3
19. "Dig a Little Deeper" - Sat 10:45 Combo 1/2
20. "Telephone" - Stars Team
21. Finale



DANCE RECITAL GIFTS



SPOIL YOUR DANCER THIS RECITAL!

LOVE THIS

CROC CHARMS



\$8



BAGS & MORE



COSMETIC BAG

\$15



HAIR ACCESSORIES



DANCE
SCRUNCHIE
\$8



ATD Bow
\$10



ATD
SCRUNCHIE
\$10



ATD
ORNAMENT
\$10

FLIP SEQUIN
DRAWSTRING
BAG
\$20

this is
so CUTE



RAINBOW
BEAR

RECITAL STUFFIES - \$18

SQUISHMELLOWS - \$25



DANCE BEAR

All available
for purchase
at the front
desk..

BUY
NOW!

**While supplies last

**Plus tax



Hair & Make Up Guide



1. Bun or Ponytail? Check the google sheet for how your dancer should wear their hair for their dance(s). Google sheet can be found on the website or in previous emails. Stars team dances that had other hair styles...we are just doing a high bun for all. The recital is too quick for hair changes.

2. It is easiest to work with damp hair.

4. Use hair pins (open bobby pins) or bobby pins and secure the twisted/wrappe hair in the bun shape.



3. Put hair in a ponytail (at the crown of the head) and twist hair as you twist it around the ponytail holder.



5. Use hairspray or hair gel to secure all the whispies or loose hair.



7. Check Youtube for "ballet bun" videos for more reference.



6. Think about using a hair net for dancers with lots of hair. The hair net will make sure all the hair stays in place. You will still need to use hair pins and/or bobby pins to secure the wrapped hair around the ponytail.



****We highly suggest wearing make up for the recital. Here are some tips for dance recital makeup.**



Preschool Dancers (2-6 yrs)

****pink blush**

****pink or red lipstick or lip gloss**

****neutral eye shadow colors (if choose to do eye make up)**

****refer to the google sheet for suggested lip color (either red or pink depending on the costume)**



Dancers ages 7 and up

****powder/foundation**

****pink blush**

****pink or red lipstick or lip gloss**

****neutral eye shadow colors**

****eyeliner and mascara is optional**

****refer to the google sheet for suggested lip color (either red or pink depending on the costume)**



some Revlon examples

Wearing make up is not required for any dancer and is a personal choice. The lights are very bright and some dancers may be washed out without any color on their face.



IS YOUR DANCER READY FOR THE RECITAL?

STOP & CHECK

**DO YOU HAVE THE CORRECT TIGHTS & SHOES?
DO YOU HAVE ALL THE COSTUME PIECES?**

Scan the QR code to see the google sheet for
recital costumes -

****links to view costumes with pictures and
descriptions**

****tights and shoes needed**

****hair style & lipstick color**



Please check the hair style for your classes
for recital...we have changed many hair styles
to make it easy for our dancers with quick
changes. The hair style may be different than
it was on picture day.

Recital Arrival and Procedures

IMPORTANT


University of South Florida -Theatre 1
3839 USF Holly Drive, Tampa, FL 33620

**MUST
READ**


1. Arrive at USF 30 mins prior to showtime dressed and ready for your first dance. (I recommend allowing 10-15 mins to find a parking spot and check in your dancer). One parent and the dancer will check in with an ATD staff member outside of the theatre by the loading dock facing the parking lot. This is where you will check in your dancer(s) and receive your dancer security badge. Keep this badge for the remainder of the show. Only you (or the person with that security badge) can check out your dancer from the class mom at the end of the show.



2. The ATD staff member will tell you where your dancer's dressing room is located. After you get your security badge and locate your dancer's dressing room, you will check them in with their class mom. No one will be allowed in the dressing rooms without a badge or unless they are a dancer in costume. All the dancers and class moms will remain in the dressing rooms before and during the show. All other family members and friends will be directed to the lobby of the theatre. They cannot go backstage or cut through the backstage to get to the lobby. Please respect our procedures for our dancers safety!



3. Dancers need to arrive in costume, with hair ready & make-up on. There is limited room in the dressing rooms to change and apply make up to your child and it is not the class mom's job to do your child's make up and hair. However, the class moms can apply extra make-up, hairspray, etc., backstage if the dancer(s) need it. Label all of your costumes, make up, ect. I suggest leaving a small dance bag with your dancers things and label everything.



so cute



Recital Arrival and Procedures (Continued)

4. Once your dancer is all set with the class, you will then exit the same way you came in (through the receiving door of the backstage) and walk around to the lobby of the theatre. At this point you can meet up with the rest of your family and friends. If your child has a separation issue, you are welcome to stay with them in the dressing rooms until they are comfortable.



5. At the end of the Grand Finale, the parent with the security badge should go to the backstage loading dock (same place you checked them in at) and check out your dancer from the class mom. Children will not be released to the parents directly from the stage. Parents will not be allowed in the dressing rooms until all children have safely cleared the stage and arrived back in the dressing rooms with the class moms. This might take a few minutes so you might have to wait until they are all back in the dressing rooms safely. Please respect our safety procedures! For safety reasons, you will not be allowed backstage or in the dressing rooms unless you have a badge.



6. Dancers must remain in the dressing rooms during the entire show. Parents are not allowed to go get their dancer (with or without a security badge) and bring them into the audience before the show is over. Class moms can't release any dancer to their parents before the end of the show (except for an emergency or under special circumstances).



7. Class moms need to arrive 1 hr before the recital start time. They will check in with our ATD staff and get their name badge and class mom papers. You will then be directed and told where the dressing room for your class is located.



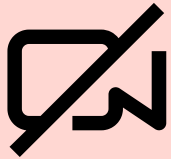
Additional Recital Information

Presale Items: Memory Book & Recital T-shirts

These items were all preorder items. If we have any left over to sell, we will sell them at the dress rehearsal and the recital. These all make for a great keepsake for your dancer.



Videotaping



Videotaping is allowed at the dress rehearsal only. We have a professional videographer hired for the recital. As a part of your recital fee, all of our families will get an online account with Dancebug that will allow you to securely watch your dance video from any Internet enabled device. The studio will provide you with a code that allows you to create an account and watch your recital on your phone, tablet, laptop, desktop, smart TV etc.



Flowers & Gifts



Please wait to give all flowers and gifts to your dancer after the entire show is over. No flowers or gifts of any kind may be presented to your dancer while they are still on the stage. We are doing presales for flower orders until May 24th. For those that have preordered flowers you can pick them up at the show. There is a chance we will have some extra bouquets to sell but it is not guaranteed.



Fathers in the

Father/Dancer Dance

You are to sit in the audience and come backstage during intermission. There will be signs posted to show how to get backstage or make sure to ask someone before the show starts so you know where to go.



Food & Drink




There is no food or drink allowed in the theatre at USF. You can have food and drink in the lobby but nothing is allowed in the theatre. Dancers can have bottled water and snacks backstage but be mindful of the snacks you pack for them. Any snacks packed for dancers backstage need to be a clean non-messy snack

Dancebug is our video service for the recital. Refer to the following page for all the information about how to access your Dancebug account and also for livestream options for the recital. You will be notified in about 3-4 weeks after the recital about how to access the recital videos.

Quick Changes

Backstage



If your dancer has less than 4 dances in between for a costume change, that is considered a quick change. We have a special quick change area backstage where we will keep their costume and help them with their quick change. We will collect their costumes before the show and put them in a basket in the quick change area before the recital starts.

Still have questions? Contact the Front Office for any specific questions.



WELCOME TO

Dance
BUG



FAQ:

WHAT IS DANCEBUG.COM?

DanceBUG.com is a private access website that allows you to securely watch your dance videos from any internet enabled device.

HOW DO I SIGN UP?

Your studio will provide you with a code that will allow you to create an account or link your new videos to an existing account.

WHERE CAN I WATCH MY VIDEOS?

Anywhere! Watch on your phone, tablet, laptop, desktop, smart TV, etc.

HOW DO I ACCESS MY ACCOUNT?

Your account is accessible through DanceBUG.com.

WHAT SHOWS CAN I WATCH?

All of your studio's current year shows will be available to you.

CAN I ACCESS SHOWS FROM PREVIOUS YEARS?

Yes, we are currently in the process of adding archive content to the website.

CAN I STILL ORDER A DVD?

Absolutely, DVD's are available for purchase through your DanceBUG.com account. Simply click "Purchase DVD" below the show you would like to order.

HOW MANY TIMES CAN I WATCH MY VIDEOS?

There are no restrictions; you can watch your unlocked videos as many times as you want.

CAN I DOWNLOAD MY VIDEOS?

This feature is coming soon (a fee will apply).

CAN I SHARE MY VIDEOS WITH FAMILY AND FRIENDS?

Yes! You can share your account password with your family and friends so they can watch your videos too.

CAN I WATCH MY COMPETITION VIDEOS ON DANCEBUG.COM?

If you've attended a competition where video service was provided by DRC Video, your videos will be available to view on DanceBUG.com with the purchase of a DVD.

CAN I ADD MY OWN VIDEOS TO MY ACCOUNT?

This functionality is currently in development – so yes – soon!

WILL MY ACCOUNT EXPIRE?

As long as you remain a member of a DanceBUG.com affiliated studio, you will have access to the videos. If you stop dancing at a DanceBUG affiliated studio you will be able to convert your account to an archive account with a small monthly fee.

NEED MORE HELP?

Please email support@dancebug.com
and we will get back to you within 24 hrs.



FAST DELIVERY



IMPROVED QUALITY



WORLDWIDE ACCESS



UNLIMITED SHARING



BIG SAVINGS



GREEN




\$10
per show



DO YOU HAVE FAMILY AND FRIENDS THAT WANT TO WATCH THE RECITAL IN REAL TIME?

- The live stream is broadcast outside of the DanceBUG platform.
- The live stream is broadcast in real time as the show is running.
- Depending on your browser settings, you may need to log back in with the credentials you provided at the time of your purchase. Keep that information handy at show time.
- Your purchase is confirmed with a receipt sent to your email.
- Your purchase grants you to view on any single device. Just use the same login information that was used at the time of your purchase.
- Log into your account early to ensure you can see the live stream player before the show starts.
- The countdown will start 10 minutes prior to show time.
- Please refer to this website for additional help:
<https://dacast.inplayer.com/>

Livestream links will be accessible on the ATD website
[www.allthatdancefl.com].



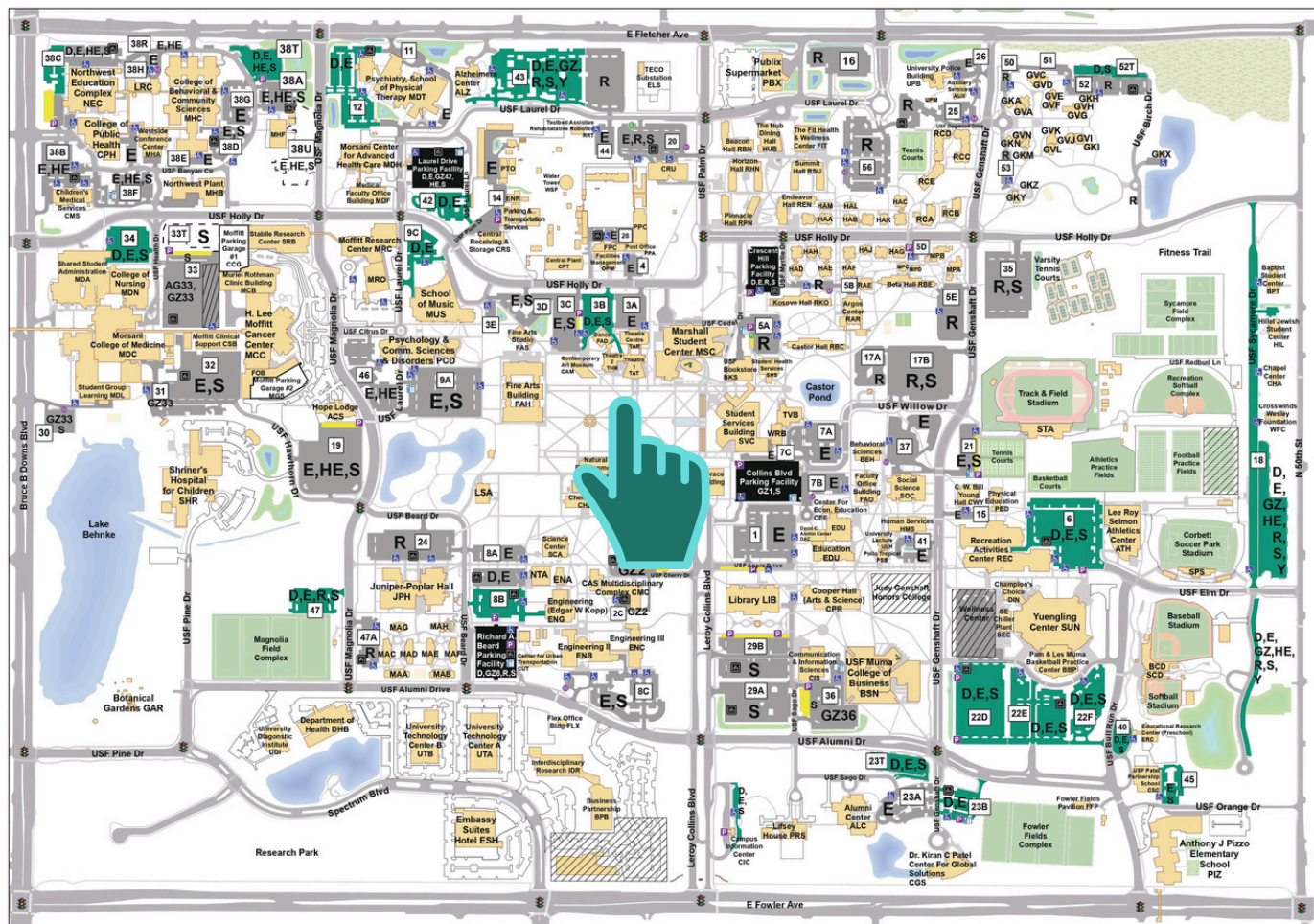
Show 1 - June 1st @ 10:00am
Show 2 - June 1st @ 2:00pm
Show 3 - June 1st @ 6:00pm
Show 4 - June 2nd @ 1:00pm
Show 5 - June 2nd @ 5:00pm





UNIVERSITY of SOUTH FLORIDA

<https://www.usf.edu/arts/events/venue-rentals/theatre-1.aspx>



TAMPA CAMPUS DAILY VISITOR PARKING MAP

Updated July 7, 2021

- Daily/Visitor Parking
- Parking Pay Station
- Timed Spaces
- ParkMobile - Use in or
- Metered Parking
- Disabled Parking
- Motorcycle Parking
- Electric Car Charging

For more information about
USF Parking & Transportation
Services or to see USF parking
rules and regulations, visit:
usf.edu/parking



Directions to USF Theatre 1 (from Wesley Chapel area) 3839 USF Holly Drive

- head south of I-75
- take the E Fletcher Ave exit (heading West towards Tampa)
- turn left at USF Palm Drive (there will be a Publix on your left at the light)
- USF Palm Drive will curve to the right and will turn into USF Holly Drive
- USF School of Theatre and Dance will be immediately on your left
- You can park in either Lot 3A, 3B, or 3C. Refer to the visitor parking information on the next page for where to park and how to pay for parking.

VISITOR PARKING: PARKMOBILE

ParkMobile is a smartphone application that facilitates paying for parking via cell phone.

1. **Download the ParkMobile App** (free to download)
2. Register (setup a free account)
 - o Online at <https://parkmobile.io/>
 - o Or using QR Code on signs.
3. Start Using the Service
 - o Ensure that your current license plate is selected.
 - o Enter the parking zone number manually, by scanning the QR Code, or by utilizing the GPS Functionality.
 - o Select the amount of time to park.
 - o Click the **Start Parking** button to confirm and begin the transaction.
 - o ParkMobile will send an alert 15 minutes before the time expires, so you can choose to extend the period if needed.



ParkMobile



LOTS AND RATES

| ParkMobile Location | Area Description | Zone | Rate |
|---------------------|--|------|---------------------|
| Daily Lots | Daily Parking on USF Campus | 9300 | \$5.83 per day |
| 03C | Art Museum (CAM), Theatre I (TAT) Theatre II (THR), Dance (FAD) | 9302 | \$2 per hour + Fees |

Payment is required (24) twenty-four hours a day, (7) seven days a week.

Purchases for Zone 9300 (daily lots) are valid from time of purchase through 11:59 p.m. day of purchase.

Purchases for Zones 9301-9315 are available in (30) thirty minute increments, and have a max duration of (8) eight hours.

Please refer to USF Parking and Transportation Services for up-to-date information on Visitor Parking.