

ALL THAT DANCE  
PRESENTS

DANCE LIKE A  
CHAMPION  
CHAMPION  
CHAMPION  
CHAMPION  
CHAMPION  
CHAMPION  
CHAMPION  
TODAY



**Recital Handbook 2023**

# **Table of Contents:**

**Dress Rehearsal Assignments.....page 3**

**Dress Rehearsal Lineups.....pages 4-6**

**All About Dress Rehearsal.....page 7**

**Recital Show Lineups.....pages 8-10**

**Dance Recital Gift Ideas -page 11**

**Hair & Make Up Guide.....page 12**

**Dancer Ready? - page 13**

**Arrival for Recital.....pages 14-15**

**Additional Recital Information.....page 16**

**Welcome to Dancebug (Video Service).....page 17**

**Dancebug Livestream Information.....page 18**

**USF Campus Map & Driving Directions.....page 19**

**USF Parking Info.....page 20**



**please**



**Read over this information and let us know if you have any questions!**

# Dress Rehearsal Assignments

University of South Florida - Theatre 1

3839 USF Holly Drive

Tampa, FL 33620

All That Dance Schedule 2022-2023

<b>"Dance Like a Champion Today"</b> <b>2023 Dress Rehearsal Assignments</b>											
Tuesday	Wednesday	Dress Rehearsal Location USF Theatre 1 3839 USF Holly Drive Tampa, FL 33620		Wednesday May 31st 5:00pm	Thursday June 1st 5:00pm	Friday June 2nd 5:00pm					
9:30-10:15 Combo 1 "Zip a dee do dah" Wednesday Dress Rehearsal	10:15-11:00 Combo 1/2 "Cruella De Vil"	**Refer to the Dress Rehearsal Line-ups to see the order we will rehearse the dances on each evening.									
10:15-11:00 Combo 2 "Ain't No Mountain High Enough"	11:00-11:45 Combo 2 "A Thousand Years"	** Dancers ages 2-6 yrs will perform early in the line up so the little ones won't be at the rehearsal late.									
11:00-11:45 Mini Hip Hop/Acro "Can't Touch This"	1:15-2:00 Mini Hip Hop/Acro "Space Jam"	**Stars Team group dances will not perform at dress rehearsal.									
1:15-2:00 Combo 2/3 "Best Day"											
Monday	Tuesday	Wednesday	Thursday	Friday	Saturday						
Purple Studio	Teal Studio	Purple Studio	Teal Studio	Purple Studio	Teal Studio	Purple Studio	Teal Studio	Purple Studio	Teal Studio	Purple Studio	Teal Studio
4:00-4:45 Hip Hop 1 "So Bring it On"	3:45-4:30 Combo 2 "It's On"	4:15-5:00 Combo 2/3 "Dancing in the Moonlight"	5:00-5:45 Combo 2 "When I See You Again"	4:30-5:15 Combo 2/3 "Ain't No Mountain High Enough"	4:15-5:00 Combo 2/3 "Swinging on a Star"	4:45-5:30 Hip Hop 1/2 "Despicable Me"	4:45-5:30 Combo 2 "Cruella De Vil"	5:00-5:45 Youth Latin "The Best of All Time"	5:00-5:45 Combo 1/2 "Jeremiah was a Bullfrog"	9:00am-9:45 Combo 2/3 "What Else Can I Do"	9:15-10:00 Combo 1 "Baby Face"
4:45-5:30 Ballet 1 "La Gioconda: Dance of the Hours"	4:30-5:15 Mini Hip Hop/Acro "Push it to the Limit"	Lil/Mini Jazz "Please Mr. Postman" X	5:45-6:30 Combo 1/2 "Fight Song"	5:15-6:00 Ballet 1 "A Whole New World"	5:00-5:45 Combo 1 "Take Me Out to the Ball Game"	5:30-6:15 Musical Theatre 1/2 "I'll Make a Man Out of You"	5:30-6:30 Combo 3 "Crazy Little Thing"	5:45-6:30 Jazz Funk 1/2 "J Lo Remix"	5:45-6:30 Combo 2/3 "Can't Back Down"	9:45-10:45 Combo 3 "Troublemaker"	10:00-10:45 Combo 2 "Say a Little Prayer"
5:30-6:15 Lyrical 1/2 "If the World was Ending"	5:15-6:15 Jazz/Tap 1 "Girls Just Wanna Have Fun"	5:45-6:45 Jazz/Tap 1/2 "Beautiful People"	6:30-7:30 Combo 3 "Wake Me Up"	6:00-6:45 Hip Hop 1 "Limbo"	5:45-6:30 Mini Hip Hop/Acro "Dancing in the Dark"	6:15-7:00 Ballet 1/2 "He's a Pirate"		6:30-7:30 Ballet 2 "Alice in Wonderland"	6:30-7:30 Combo 3 "Hands Clap"	10:45-11:45 Hip Hop/Acro 1/2 "Lip Gloss"	10:45-11:30 Mini Ballet "Hall of Fame"
6:15-7:00 Hip Hop 2 "Rihanna Remix"	6:15-7:15 Tap 3 "Puttin on the Ritz"	6:45-7:30 Acro 1/2 "The Time"		7:30-8:15 Hip Hop 1/2 No Recital Dance	6:30-7:30 Combo 3 "Do You Love Me"	7:00-7:45 Lyrical 1/2 "Unstoppable"					11:30-12:15 Mini Hip Hop/Acro "Get Ready"
7:00-8:00 Teen Ballet/Contemp "To Build a Home"	7:15-8:15 Adult Tap "Crazy Little Thing"	7:30-8:15 Hip Hop 2 "Flo Rida Mix"		8:20-9:05 Contemporary 2/3 "Navras"	7:30-8:15 Musical Theatre 2/3 "Stepsisters Lament"						
Monday	Tuesday	Wednesday	Thursday	Friday	Saturday						
Stars Studio 1	Stars Studio 2	Stars Studio 1	Stars Studio 2	Stars Studio 1	Stars Studio 2	Stars Studio 1	Stars Studio 2	Stars Studio 1	Stars Studio 2	Stars Studio 1	Stars Studio 2
4:15-5:15 Stars Ballet 2 "Roar"	4:30-5:15 Hip Hop 1/2 "Salute"	4:15-5:00 Stars Ballet 1 "Sweet Caroline"	3:45-4:30 Mini Hip Hop/Acro "Party Rock Anthem"		4:00-4:45 Acro 1 "I Can do Better"	5:30-6:15 Jazz 1 "Girls Like Me"	4:00-5:00 Hip Hop/Acro 1 "Happy & You Know It"	4:30-5:15 Acro 1/2 "More"	7:15-8:00 Acro 2 "Go"	Shining Jazz "1 2 step"	Shooting Jazz "Spice up your Life"
5:15-6:00 Stars Ballet 1 "Don't Stop Believing"	Mini Stars Jazz "Hit me with your best shot" X	5:00-5:45 Ballet 2 "Titanium"	4:30-5:15 Acro 1/2 "B.E.A.T"		4:45-5:45 Acro 1/2 "Fist Pump Jump Jump"	6:15-7:00 Jazz Funk 1 "Boss"	5:00-6:00 Jazz/Tap 1 "Push It"	Lil/Mini/Rising Jazz "Slumber Party" X		Shooting/Rising Lyrical "The Light That Never Fails" X	Shooting & Shining Contemp "Tourbillon" X
6:15-7:15 Stars Ballet 3 "Beautiful Day"	Super Contemp "Very Peculiar" X	5:45-6:45 Stars Ballet 2 "Mr. Blue Sky"	5:15-6:15 Acro 2 "Gold"		5:45-6:45 Lyrical 2/3 "With a Little Help From My Friends"	7:00-8:00 Jazz Funk 2 "Beyonce Remix"	6:00-7:00 Jazz/Tap 2 "Fabulous"			Rising Jazz "Just Playin" X	Shooting & Shining Tap "Rhythm Nation" X
7:15-8:45 Stars Ballet 4 "Another One Bites the Dust"	Super Jazz "Hot Like Wow" X	6:45-8:15 Stars Ballet 5 "Seven Nation Army"	6:15-7:15 Acro 2/3 "The Final Countdown"		8:15-9:00 Adult Hip Hop/Jazz	8:00-9:00 Teen Hip Hop "Remix Spanglish"	7:00-7:45 Tap 2/3 "So Good"				
			7:15-8:15 Acro 3 "Eye of the Tiger"								

Dress rehearsal is mandatory for all dancers. Refer to the dress rehearsal line up to see when your dancer will be dancing and what time you need to arrive. Refer to the "All About Dress Rehearsal" page for all the details and information.

Wednesday May 31<sup>st</sup>, 2023

Dress Rehearsal 1

University of South Florida Theatre 1

ACT 1

Arrival Time 4:45

Dress Rehearsal start time 5:00

1. "Zip a dee do dah" – Tues 9:30 Combo 1
2. "It's On" – Mon 3:45 Combo 2
3. "Cruella De Vil" – Wed 10:15 Combo ½
4. "Best Day" – Tues 1:15 Combo 2/3
5. "Jeremiah was a Bullfrog" – Fri 5:00 Combo ½
6. "Can't Back Down" – Fri 5:45 Combo 2/3
7. "Push It To the Limit" – Mon 4:30 Mini Hip Hop/Acro
8. "La Giocando-Dance of the Hours" – Mon 4:45 Ballet 1
9. "Space Jam" – Wed 1:15 Mini Hip Hop/Acro
10. "Get Ready" – Sat 11:30 Mini Hip Hop/Acro
11. "So Bring it On" – Mon 4:00 Hip Hop 1
12. "Girls Just Wanna Have Fun" – Mon 5:15 Jazz/Tap 1
13. "Lipgloss" – Sat 10:45 Hip Hop/Acro 1

ACT 2

Arrival Time 5:45

14. "Salute" – Mon 4:30 Hip Hop ½
15. "Don't Stop Believing" – Mon 5:15 Stars Ballet 1
16. "If the World Was Ending" – Mon 5:30 Lyrical ½
17. "HandClap" – Fri 6:30 Combo 3
18. "Troublemaker" – Sat 9:45 Combo 3
19. "Roar" – Mon 4:15 Stars Ballet 2
20. "Puttin on the Ritz" – Mon 6:15 Tap 3
21. "Crazy Little Thing" – Mon 7:15 Adult Tap
22. "To Build a Home" – Mon 7:15 Teen Ballet
23. "Rihanna Remix" – Mon 6:15 Hip Hop 2
24. "Beautiful Day" – Mon 6:15 Stars Ballet 3
25. "Another One Bites the Dust" – Mon 7:15 Stars Ballet 4
26. "On the Floor" – Wed 8:15 Adult Hip Hop/Jazz

Thursday June 1<sup>st</sup>, 2023

Dress Rehearsal 2

University of South Florida Theatre 1

## ACT 1

Arrival Time 4:45

Dress Rehearsal start time 5:00

1. "Can't Touch This" – Tues 11:00 Mini Hip Hop/Acro
2. "Party Rock Anthem" – Tues 3:45 Mini Hip Hop/Acro
3. "Fight Song" – Tues 5:45 Combo ½
4. "When I see You Again" – Tues 5:00 Combo 2
5. "Dancing in the Moonlight" – Tues 4:15 Combo 2/3
6. "Hall of Fame" – Sat 10:45 Mini Ballet
7. "A Thousand Years" – Wed 11:00 Combo 2
8. "Wake Me Up" – Tues 6:30 Combo 3
9. "The Time" – Tues 6:45 Acro ½
10. "More" – Fri 4:30 Acro ½
11. "Fist Pump Jump Jump" – Wed 4:45 Acro ½
12. "The Final Countdown" – Tues 6:15 Acro 2/3

## ACT 2

Arrival time 5:45

13. "B.E.A.T." – Tues 4:30 Acro ½
14. "Gold" – Tues 5:15 Acro 2
15. "Happy & You Know It" – Thurs 4:00 Hip Hop/Acro 1
16. "I Can Do Better" – Wed 4:00 Acro 1
17. "Eye of the Tiger" – Tues 7:15 Acro 3
18. "Go" – Fri 7:15 Acro 2
19. "The Best of All Time" – Fri 5:00 Youth Latin
20. "Titanium" – Tues 5:00 Ballet 2
21. "Sweet Caroline" – Tues 4:15 Stars Ballet 1
22. "Beautiful People" – Tues 5:45 Jazz/Tap ½
23. "Mr. Blue Sky" – Tues 5:45 Stars Ballet 2
24. "Seven Nation Army" – Tues 7:15 Stars Ballet 5
25. "J Lo Remix" – Fri 5:45 Jazz Funk ½
26. "Flo Rida Mix" – Tues 7:30 Hip Hop 2
27. "Alice in Wonderland" – Fri 6:30 Ballet 2

Friday June 2<sup>nd</sup>, 2023

Dress Rehearsal 3

University of South Florida Theatre 1

## ACT 1

Arrival Time 4:45pm

Dress Rehearsal start time 5:00pm

1. "Baby Face" – Sat 9:15 Combo 1
2. "Take Me Out to the Ballgame" – Wed 5:00 Combo 1
3. "Dancing in the Dark" – Wed 5:45 Mini Hip Hop/Acro
4. "Ain't No Mountain High Enough" – Tues 10:15 Combo 2
5. "Say a Little Prayer" – Sat 10:00 Combo 2
6. "Cruella De Vil" – Thurs 4:45 Combo 2
7. "Ain't No Mountain High Enough" – Wed 4:30 Combo 2/3
8. "I'll Make a Man Out of You" – Thurs 5:30 Musical Theatre ½
9. "What Else Can I Do" – Sat 9:00 Combo 2/3
10. "Remix Spanglish" – Thurs 8:00 Teen Hip Hop
11. "Crazy Little Thing" – Thurs 5:30 Combo 3
12. "Do You Love Me" – Wed 6:30 Combo 3
13. "Swinging on a Star" – Wed 4:15 Combo 2/3

## ACT 2

Arrival Time 5:45pm

14. "A Whole New World" – Wed 5:15 Ballet 1
15. "With a Little Help From my Friends" – Wed 5:45 Lyrical 2/3
16. "Limbo" – Wed 6:00 Hip Hop 1
17. "Despicable Me" – Thurs 4:45 Hip Hop ½
18. "Push It" – Thurs 5:00 Jazz/Tap 1
19. "Girl Like Me" – Thurs 5:30 Jazz 1
20. "Navras" – Wed 8:15 Contemporary 2/3
21. "Boss" – Thurs 6:15 Jazz Funk 1
22. "He's a Pirate" – Thurs 6:15 Ballet ½
23. "Stepsister's Lament" – Wed 7:30 Musical Theatre 2/3
24. "Fabulous" – Thurs 6:00 Jazz/Tap 2
25. "Beyonce Remix" – Thurs 7:00 Jazz Funk 2
26. "So Good" – Thurs 7:00 Tap 2/3
27. "Unstoppable" – Thurs 7:00 Lyrical 1/2



# All About Dress Rehearsal



University of South Florida -Theatre 1  
3839 USF Holly Drive, Tampa, FL 33620



Arrive at USF at your arrival time (see lines ups above) in costume with hair and light makeup done. Come dressed in your costume and if you are in more than 1 dance, come dressed in your first dance (refer to the dress rehearsal lineup)

Allow time for parking at USF. Please give yourself enough time to park and make your way into the auditorium.

\*There will be a small parking fee on both the day of dress rehearsal and recital. Please see the last few pages of this handbook for more information.



Dancers with only one dance (no costume change): Enter the auditorium either through the back loading dock or the front lobby of the theatre. Find where your dancer's class is sitting in the auditorium (will be signs on the seats) and sit with their class. Parents and family can sit in the same area as the class and other dancers.

Dancers with 2 or more dances for dress rehearsal (costume changes): Enter through the loading dock in the back of the theatre. We will have access to the downstairs dressing rooms and you can put your costumes and things down there (or hold onto them with you in the auditorium). Your dancer can use any facility or changing area to change their costumes. Make sure they are in the first costume according to the dress rehearsal line up.



There are no class moms during the dress rehearsal. Parents plan to help your dancers with costume changes and supervise your dancers at all times.



# Recital Lineups- Show 1 & 2

Saturday June 3<sup>rd</sup> at 10:00am

## Show 1

1. "Champa Bay" - Production
2. "The Best of All Time" – Fri Latin
3. "Hands Clap" – Fri Combo 3
4. "Troublemaker" – Sat Combo 3
5. "Say a Little Prayer" – Sat Combo 2
6. "More" – Fri Acro 1/2
7. "Seven Nation Army" – Stars Ballet 5
8. "Jeremiah was a Bullfrog" – Fri Combo 1/2
9. "Lipgloss" – Sat Hip Hop/Acor
10. "Baby Face" – Sat Combo 1
11. "J Lo Remix" – Fri Jazz/Funk 1/2
12. "Extra Particular" – Super Contemp.

Intermission

Awards & Announcements

Mother/Dancer Dance

13. "Hot Like Wow" – Super Jazz
14. "Zip a Dee Do Dah" – Tues Combo 1
15. "The Light That Never Fails" – Stars Lyrical
16. "Hit Me With Your Best Shot" – Mini Jazz
17. "Can't Back Down" – Fri Combo 2/3
18. "What Else Can I Do" – Sat Combo 2/3
19. "Hall of Fame" – Sat Mini Ballet
20. "Rhythm Nation" – Stars Tap
21. "Alice in Wonderland" – Fri Ballet 2
22. "Go" – Fri Acro 2

Finale

Saturday June 3<sup>rd</sup> at 2:00pm

## Show 2

1. "Champa Bay" -Production
2. "Dance of the Hours" – Mon Ballet 1
3. "Girls Just Wanna Have Fun" – Mon Jazz/Tap1
4. "So Bring It On" – Mon Hip Hop 1
5. "It's On" – Mon Combo 2
6. "Salute" – Mon Hip Hop 1/2
7. "If The World was Ending" – Mon Lyrical 1/2
8. "Don't Stop Believing" – Mon Stars Ballet 1
9. "Roar" – Mon Stars Ballet 2
10. "Spice Up Your Life" – Shooting Jazz

Intermission

Awards & Announcements

Mother/Dancer Dance

11. "Slumber Party" -Lil/Mini/Rising Jazz
12. "Puttin on the Ritz" – Mon Tap 3
13. "Push it to the Limit" – Mon Mini Hip Hop
14. "Crazy Little Thing" – Mon Adult Tap
15. "Ain't No Mountain High Enough –Tues Combo 2
16. "Just Playin" -Rising Jazz
17. "Please, Mr. Postman" – Lil/Mini Jazz
18. "Hit Me With Your Best Shot" – Mini Jazz
19. "Tourbillion" – Shooting/Shining Contemp
20. "Rihanna Remix" – Mon Hip Hop 2
21. "To Build a Home" – Mon Teen Ballet
22. "Stepsister's Lament" – Wed Musical Theatre 2/3

Finale



# Recital Lineups- Show 3 & 4

Saturday June 3<sup>rd</sup> at 6:00pm

## Show 3

1. "Champa Bay" - Production
2. "Flo Rida Mix" – Tues Hip Hop 2
3. "Fight Song" – Tues Combo 1/2
4. "The Time" – Tues Acro ½ Miss Lauren
5. "The Light That Never Fails" – Stars Lyrical
6. "Mr. Blue Sky" – Tues Stars Ballet 2
7. "Sweet Caroline" – Tues Star Ballet 1
8. "When Will I See You Again"- Tues Combo 2
9. "Wake Me Up" – Tues Combo 3
10. "Cruella De Vil" – Wed AM Combo 1/2
11. "Tourbillion" – Shooting/Shining Contemp.
12. "Slumber Party" – Lil/Mini/Rising Jazz

Intermission

Awards & Announcements

Mother/Dancer Dance

13. "Please, Mr. Postman" – Lil/Mini Jazz
14. "Eye of the Tiger" – Tues Acro 3
15. "Gold" – Tues Acro 2
16. "The Final Countdown" – Tues Acro 2/3
17. "Beautiful People" – Tues Jazz/Tap 1/2
18. "Dancing in the Moonlight" – Tues Combo 2/3
19. "Rhythm Nation" – Stars Tap
20. "Titanium" – Tues Ballet 2
21. "Party Rock Anthem" – Tues Mini Hip Hop
22. "B.E.A.T." – Tues Acro ½ Miss Jennie

Finale

Sunday June 4<sup>th</sup> at 1:00pm

## Show 4

1. "Champa Bay" - Production
2. "Best Day" – Tues 1:15 Combo 2/3
3. "A Whole New World" – Wed Ballet 1
4. "Limbo" – Wed Hip Hop 1
5. "Swinging on a Star" – Wed Combo 2/3
6. "Navras" – Wed Contemporary
7. "Take Me Out to the Ballgame" – Wed Combo 1
8. "I Can Do Better" – Wed Acro 1
9. "Fist Pump Jump Jump" – Wed Acro 1/2
10. "Dancing in the Dark" – Wed Mini Hip Hop
11. "1 2 Step" – Shining Jazz

Intermission

Awards & Announcements

Mother/Dancer Dance

12. "Just Playin" – Rising Jazz
13. "With a Little Help From my Friends" – Wed Lyrical 2/3
14. "Get Ready" – Sat Mini Hip Hop
15. "Space Jam" – Wed 1:15 Mini Hip Hop
16. "Spice Up Your Life" – Shooting Jazz
17. "Do You Love Me" – Wed Combo 3
18. "Beautiful Day" – Mon Stars Ballet 3
19. "Can't Touch This" – Tues Mini Hip Hop
20. "On the Floor" – Adult Hip Hop

Finale

# Recital Lineups- Show 5

Sunday June 4<sup>th</sup> at 5:00pm

Show 5

1. "Champa Bay" - Production
2. "Despicable Me" – Thurs Hip Hop ½
3. "A Thousand Years" – Wed Combo 2
4. "Girls Like Me" – Thurs Jazz 1
5. "Cruella De Vil" – Thurs Combo 2
6. "Beyonce Remix" – Thurs Jazz Funk 2
7. "Crazy Little Thing" – Thurs Combo 3
8. "So Good" – Thurs Tap 2/3
9. "1, 2, Step" – Shining Jazz
10. "I'll Make a Man Out of You" – Thurs MT
11. "Extra Particular" – Super Contemp.

Intermission

Awards & Announcements

Mother/Dancer Dance

12. "Another One Bites the Dust" – Mon Stars  
Ballet 4
13. "Unstoppable" – Thurs Lyrical 1/2
14. "Push It" – Thurs Jazz/tap 1
15. "Fabulous" – Thurs Jazz/Tap 2
16. "Hot Like Wow" – Super Jazz
17. "Remix Spanglish" – Thurs Teen Hip Hop
18. "Ain't No Mountain High Enough" – Wed  
Combo 2/3
19. "Happy & You Know It" – Thurs Hip  
Hop/Acro 1
20. "He's a Pirate" – Thurs Ballet ½
21. "Boss" – Thurs Jazz Funk 1

Finale



# DANCE RECITAL GIFTS



## SPOIL YOUR DANCER THIS RECITAL!

LOVE THIS

### CROC CHARMS



\$8



### BAGS & MORE



COSMETIC BAG

\$15



FLIP SEQUIN  
DRAWSTRING

BAG

\$20

### HAIR ACCESSORIES



DANCE  
SCRUNCHIE

\$8



ATD Bow

\$10



ATD  
SCRUNCHIE

\$10



ATD  
ORNAMENT

\$10

this is  
so CUTE

### RECITAL STUFFIES - \$20



RAINBOW  
BEAR



BALLET BEAR



BALLET UNICORN



BALLET BUNNIE



DANCE BEAR

BUY  
NOW!

\*\*While supplies last

\*\*Plus tax

All available  
for purchase  
at the front  
desk..



# Hair & Make Up Guide



1. Bun or Ponytail? Check the google sheet for how your dancer should wear their hair for their dance(s). Google sheet can be found on the website or in previous emails. Stars team dances that had other hair styles...we are just doing a high bun for all. The recital is too quick for hair changes.

2. It is easiest to work with damp hair.

4. Use hair pins (open bobby pins) or bobby pins and secure the twisted/wrapped hair in the bun shape.




3. Put hair in a ponytail (at the crown of the head) and twist hair as you twist it around the ponytail holder.



5. Use hairspray or hair gel to secure all the wisps or loose hair.



6. Think about using a hair net for dancers with lots of hair. The hair net will make sure all the hair stays in place. You will still need to use hair pins and/or bobby pins to secure the wrapped hair around the ponytail.



7. Check Youtube for "ballet bun" videos for more reference.



\*\*We highly suggest wearing make up for the recital. Here are some tips for dance recital makeup.



## Preschool Dancers (2-6 yrs)

## Dancers ages 7 and up

\*\*pink blush

\*\*powder/foundation

\*\*pink or red lipstick or lip gloss

\*\*pink blush

\*\*neutral eye shadow colors (if choose to do eye make up)


\*\*pink or red lipstick or lip gloss

\*\*neutral eye shadow colors

\*\*refer to the google sheet for suggested lip color (either red or pink depending on the costume)

\*\*eyeliner and mascara is optional

\*\*refer to the google sheet for suggested lip color (either red or pink depending on the costume)



some Revlon examples

**Wearing make up is not required for any dancer and is a personal choice. The lights are very bright and some dancers may be washed out without any color on their face.**



# IS YOUR DANCER READY FOR THE

## STOP & CHECK

## RECITAL?

**DO YOU HAVE THE CORRECT TIGHTS & SHOES?  
DO YOU HAVE ALL THE COSTUME PIECES?**

Scan the QR code to see the google sheet for  
recital costumes -

**\*\*links to view costumes with pictures and  
descriptions**

**\*\*tights and shoes needed**

**\*\*hair style & lipstick color**



Please check the hair style for your classes  
for recital...we have changed many hair styles  
to make it easy for our dancers with quick  
changes. The hair style may be different than  
it was on picture day.

# Recital Arrival and Procedures

**IMPORTANT**


University of South Florida -Theatre 1  
3839 USF Holly Drive, Tampa, FL 33620

**MUST  
READ**

1. Arrive at USF 30 mins prior to showtime dressed and ready for your first dance. (I recommend allowing 10-15 mins to find a parking spot and check in your dancer). One parent and the dancer will check in with an ATD volunteer outside of the theatre by the loading dock facing the parking lot. This is where you will check in your dancer(s) and receive your dancer security badge. Keep this badge for the remainder of the show. Only you (or the person with that security badge) can check out your dancer from the class mom at the end of the show.



2. The ATD volunteer will tell you where your dancer's dressing room is located. After you get your security badge and locate your dancer's dressing room, you will check them in with their class mom. No one will be allowed in the dressing rooms without a badge or unless they are a dancer in costume. All the dancers and class moms will remain in the dressing rooms before and during the show. All other family members and friends will be directed to the lobby of the theatre. They cannot go backstage or cut through the backstage to get to the lobby. Please respect our procedures for our dancers safety!



3. Dancers need to arrive in costume, with hair ready & make-up on. There is limited room in the dressing rooms to change and apply make up to your child and it is not the class mom's job to do your child's make up and hair. However, the class moms can apply extra make-up, hairspray, etc., backstage if the dancer(s) need it. Label all of your costumes, make up, ect. I suggest leaving a small dance bag with your dancers things and label everything.



*so cute*



# Recital Arrival and Procedures (Continued)

4. Once your dancer is all set with the class, you will then exit the same way you came in (through the receiving door of the backstage) and walk around to the lobby of the theatre. At this point you can meet up with the rest of your family and friends. If your child has a separation issue, you are welcome to stay with them in the dressing rooms until they are comfortable.



5. At the end of the Grand Finale, the parent with the security badge should go to the backstage loading dock (same place you checked them in at) and check out your dancer from the class mom. Children will not be released to the parents directly from the stage. Parents will not be allowed in the dressing rooms until all children have safely cleared the stage and arrived back in the dressing rooms with the class moms. This might take a few minutes so you might have to wait until they are all back in the dressing rooms safely. Please respect our safety procedures! For safety reasons, you will not be allowed backstage or in the dressing rooms unless you have a badge.



6. Dancers must remain in the dressing rooms during the entire show. Parents are not allowed to go get their dancer (with or without a security badge) and bring them into the audience before the show is over. Class moms can't release any dancer to their parents before the end of the show (except for an emergency).



7. Class moms need to arrive 1 hr before the recital start time. They will check in with our ATD volunteer and get their name badge and class mom papers. You will then be directed and told where the dressing room for your class is located.



# Additional Recital Information

## Presale Items: Memory Book & Recital T-shirts

These items were all preorder items. If we have any left over to sell, we will sell them at the dress rehearsal and the recital. These all make for a great keepsake for your dancer.



**Videotaping** Videotaping is allowed at the dress rehearsal only. We have a professional videographer hired for the recital. As a part of your recital fee, all of our families will get an online account with Dancebug that will allow you to securely watch your dance video from any Internet enabled device. The studio will provide you with a code that allows you to create an account and watch your recital on your phone, tablet, laptop, desktop, smart TV etc.



## Flowers & Gifts



Please wait to give all flowers and gifts to your dancer after the entire show is over. No flowers or gifts of any kind may be presented to your dancer while they are still on the stage. I have a florist coming to work at the recitals so you will be able to purchase flowers for your special dancers at the show. There is no need to stop at the store before to get flowers.



## Food & Drink



There is no food or drink allowed in the theatre at USF. You can have food and drink in the lobby but nothing is allowed in the theatre. Dancers can have bottled water and snacks backstage but be mindful of the snacks you pack for them. Any snacks packed for dancers backstage need to be a clean non-messy snack

## Mothers in the



## Mother/Dancer Dance


You are to sit in the audience and come backstage 1-2 dancers before intermission. We will rehearse the dance backstage during the intermission. There will be signs posted to show how to get to backstage or make sure to ask someone before the show starts so you know where to go.



Dancebug is our video service for the recital. Refer to the following page for all the information about how to access your Dancebug account and also for livestream options for the recital. You will be notified in about 3-4 weeks after the recital about how to access the recital videos.

## Quick Changes

### Backstage



If your dancer has less than 4 dances in between for a costume change, that is considered a quick change. We have a special quick change area backstage where we will keep their costume and help them with their quick change. We will collect their costumes before the show and put them in a basket in the quick change area before the recital starts.

Still have questions? Contact the Front Office for any specific questions.





WELCOME TO

Dance  
**BUG**



## FAQ:

### WHAT IS DANCEBUG.COM?

DanceBUG.com is a private access website that allows you to securely watch your dance videos from any internet enabled device.

### HOW DO I SIGN UP?

Your studio will provide you with a code that will allow you to create an account or link your new videos to an existing account.

### WHERE CAN I WATCH MY VIDEOS?

Anywhere! Watch on your phone, tablet, laptop, desktop, smart TV, etc.

### HOW DO I ACCESS MY ACCOUNT?

Your account is accessible through DanceBUG.com.

### WHAT SHOWS CAN I WATCH?

All of your studio's current year shows will be available to you.

### CAN I ACCESS SHOWS FROM PREVIOUS YEARS?

Yes, we are currently in the process of adding archive content to the website.

### CAN I STILL ORDER A DVD?

Absolutely, DVD's are available for purchase through your DanceBUG.com account. Simply click "Purchase DVD" below the show you would like to order.

### HOW MANY TIMES CAN I WATCH MY VIDEOS?

There are no restrictions; you can watch your unlocked videos as many times as you want.

### CAN I DOWNLOAD MY VIDEOS?

This feature is coming soon (a fee will apply).

### CAN I SHARE MY VIDEOS WITH FAMILY AND FRIENDS?

Yes! You can share your account password with your family and friends so they can watch your videos too.

### CAN I WATCH MY COMPETITION VIDEOS ON DANCEBUG.COM?

If you've attended a competition where video service was provided by DRC Video, your videos will be available to view on DanceBUG.com with the purchase of a DVD.

### CAN I ADD MY OWN VIDEOS TO MY ACCOUNT?

This functionality is currently in development – so yes – soon!

### WILL MY ACCOUNT EXPIRE?

As long as you remain a member of a DanceBUG.com affiliated studio, you will have access to the videos. If you stop dancing at a DanceBUG affiliated studio you will be able to convert your account to an archive account with a small monthly fee.



FAST DELIVERY



IMPROVED QUALITY



WORLDWIDE ACCESS



UNLIMITED SHARING



BIG SAVINGS



GREEN

### NEED MORE HELP?

Please email [support@dancebug.com](mailto:support@dancebug.com)  
and we will get back to you within 24 hrs.




\$15  
per show



## DO YOU HAVE FAMILY AND FRIENDS THAT WANT TO WATCH THE RECITAL IN REAL TIME?

- The live stream is broadcast outside of the DanceBUG platform.
- The live stream is broadcast in real time as the show is running.
- Depending on your browser settings, you may need to log back in with the credentials you provided at the time of your purchase. Keep that information handy at show time.
- Your purchase is confirmed with a receipt sent to your email.
- Your purchase grants you to view on any single device. Just use the same login information that was used at the time of your purchase.
- Log into your account early to ensure you can see the live stream player before the show starts.
- The countdown will start 10 minutes prior to show time.
- Please refer to this website for additional help:  
<https://dacast.inplayer.com/>

Livestream links will be accessible on the ATD website  
[[www.allthatdancefl.com](http://www.allthatdancefl.com)].



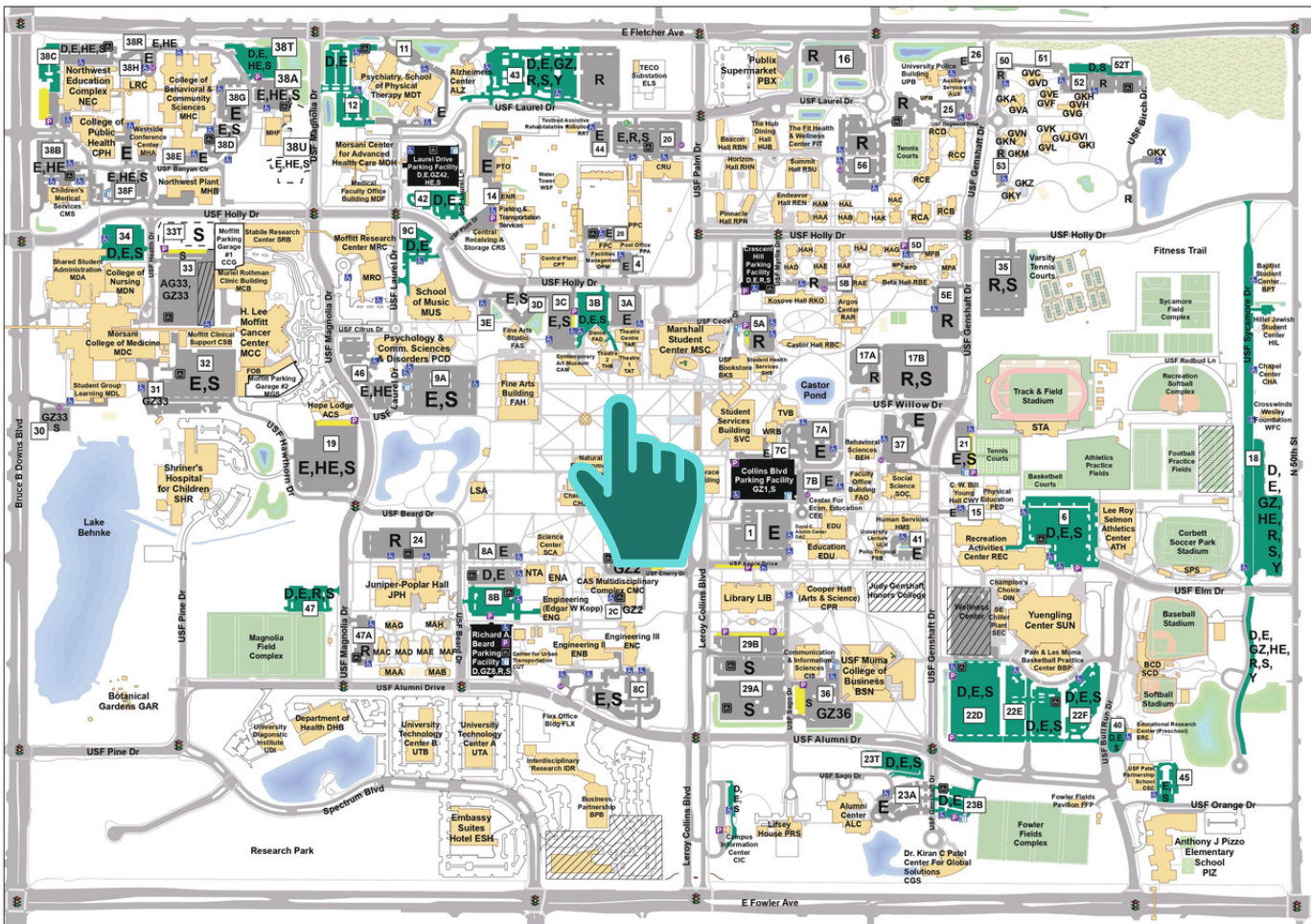
- Show 1 - June 3rd @ 10:00am
- Show 2 - June 3rd @ 2:00pm
- Show 3 - June 3rd @ 6:00pm
- Show 4 - June 4th @ 1:00pm
- Show 5 - June 4th @ 5:00pm





# UNIVERSITY of SOUTH FLORIDA

<https://www.usf.edu/arts/events/venue-rentals/theatre-1.aspx>



## TAMPA CAMPUS DAILY VISITOR PARKING MAP

Updated July 7, 2021

- Daily/Visitor Parking
- Parking Pay Station
- Timed Spaces
- ParkMobile - Use in or
- Metered Parking
- Disabled Parking
- Motorcycle Parking
- Electric Car Charging

For more information about USF Parking & Transportation Services or to see USF parking rules and regulations, visit: [usf.edu/parking](https://usf.edu/parking)



## Directions to USF Theatre 1 (from Wesley Chapel area) 3839 USF Holly Drive

- head south of I-75
- take the E Fletcher Ave exit (heading West towards Tampa)
- turn left at USF Palm Drive (there will be a Publix on your left at the light)
- USF Palm Drive will curve to the right and will turn into USF Holly Drive
- USF School of Theatre and Dance will be immediately on your left
- You can park in either Lot 3A, 3B, or 3C. Refer to the visitor parking information on the next page for where to park and how to pay for parking.

## VISITOR PARKING: PARKMOBILE

**ParkMobile** is a smartphone application that facilitates paying for parking via cell phone.

1. **Download the ParkMobile App** (free to download)
2. Register (setup a free account)
  - o Online at <https://parkmobile.io/>
  - o Or using QR Code on signs.
3. Start Using the Service
  - o Ensure that your current license plate is selected.
  - o Enter the parking zone number manually, by scanning the QR Code, or by utilizing the GPS Functionality.
  - o Select the amount of time to park.
  - o Click the **Start Parking** button to confirm and begin the transaction.
  - o ParkMobile will send an alert 15 minutes before the time expires, so you can choose to extend the period if needed.



**ParkMobile**



## LOTS AND RATES

ParkMobile Location	Area Description	Zone	Rate
Daily Lots	Daily Parking on USF Campus	9300	\$5.00 per day
03C	Art Museum (CAM), Theatre I (TAT) Theatre II (THR), Dance (FAD)	9302	\$1.50 per hour

Payment is required (24) twenty-four hours a day, (7) seven days per week.

Purchases for Zone 9300 (daily lots) are valid from time of purchase through 11:59 p.m. day of purchase.

Purchases for Zones 9301-9315 are available in (30) thirty minute increments, and have a max duration of (8) eight hours.

Please refer to USF Parking and Transportation Services for up-to-date information on Visitor Parking.